

# LOCTITE<sup>®</sup> AA 3494<sup>™</sup>

 Known as LOCTITE<sup>®</sup> 3494<sup>™</sup>

January 2015

## PRODUCT DESCRIPTION

LOCTITE<sup>®</sup> AA 3494<sup>™</sup> provides the following product characteristics:

<b>Technology</b>	Acrylic
<b>Chemical Type</b>	Modified acrylic
<b>Appearance (uncured)</b>	Transparent liquid <sup>LMS</sup>
<b>Components</b>	One component - requires no mixing
<b>Viscosity</b>	Medium
<b>Cure</b>	Ultraviolet (UV)/ visible light
<b>Cure Benefit</b>	Production - high speed curing
<b>Application</b>	Bonding, Potting or Sealing

LOCTITE<sup>®</sup> AA 3494<sup>™</sup> cures in seconds upon exposure to ultraviolet radiation of 365nm to form an impact resistant bond which exhibits excellent resistance to prolonged humidity or water immersion. Typical applications include bonding and sealing or potting applications of glass to itself or other materials, such as rough surface decorative glass, molded glass tableware items or automotive lighting components.

## TYPICAL PROPERTIES OF UNCURED MATERIAL

Specific Gravity @ 25 °C	1.02
Refractive Index	1.48
Flash Point - See SDS	
Viscosity, Brookfield - RVT, 25 °C, mPa·s (cP): Spindle 4, speed 20 rpm,	5,000 to 7,000 <sup>LMS</sup>

## TYPICAL CURING PERFORMANCE

LOCTITE<sup>®</sup> AA 3494<sup>™</sup> can be cured by exposure to ultraviolet and/or visible light of sufficient intensity. Surface cure is enhanced by exposure to UV light in the 220 to 260 nm range. Cure rate and ultimate depth of cure depend on light intensity, spectral distribution of the light source, exposure time and light transmittance of the substrate through which the light must pass.

### Fixture Time

Fixture time is defined as the time to develop a shear strength of 0.1 N/mm<sup>2</sup>.

UV Fixture Time, Glass microscope slides, seconds:

Black light, Zeta<sup>®</sup> 7500 light source:  
6 mW/cm<sup>2</sup>, measured @ 365 nm ≤10<sup>LMS</sup>

Electrodeless, D bulb:  
50 mW/cm<sup>2</sup>, measured @ 365 nm, <5

Electrodeless, D bulb:

30 mW/cm<sup>2</sup>, measured @ 365 nm:  
0.05 mm gap <5  
0.5 mm gap <5

100 mW/cm<sup>2</sup>, measured @ 365 nm:  
0 gap <5  
0.5 mm gap <5

## Surface Cure

Tack Free Time is the time required to achieve a tack free surface

Tack Free Time, seconds:

Medium pressure mercury arc:  
50 mW/cm<sup>2</sup>, measured @ 365 nm 75 to 90  
100 mW/cm<sup>2</sup>, measured @ 365 nm 45 to 60

Electrodeless, D bulb:

50 mW/cm<sup>2</sup>, measured @ 365 nm 210 to 240  
100 mW/cm<sup>2</sup>, measured @ 365 nm 150 to 180

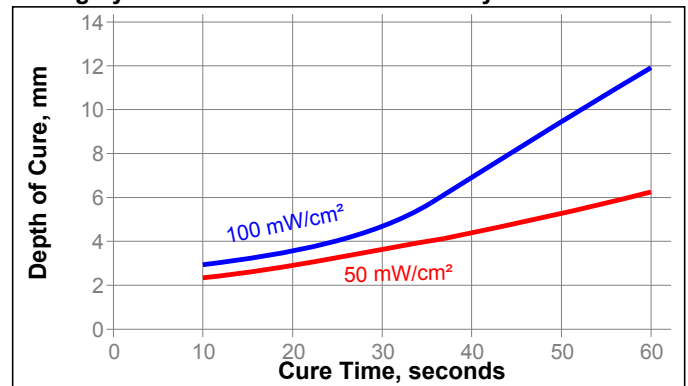
Electrodeless, V bulb:

50 mW/cm<sup>2</sup>, measured @ 365 nm >300  
100 mW/cm<sup>2</sup>, measured @ 365 nm 210 to 240

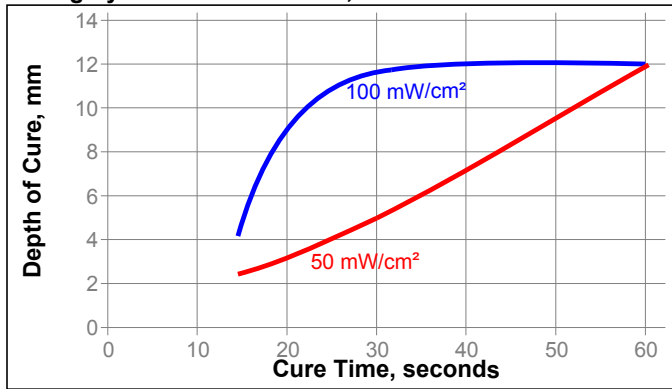
## Depth of Cure vs. Irradiance (365 nm)

The following graphs show the effect of light source, light intensity and exposure time on depth of cure for LOCTITE<sup>®</sup> AA 3494<sup>™</sup>

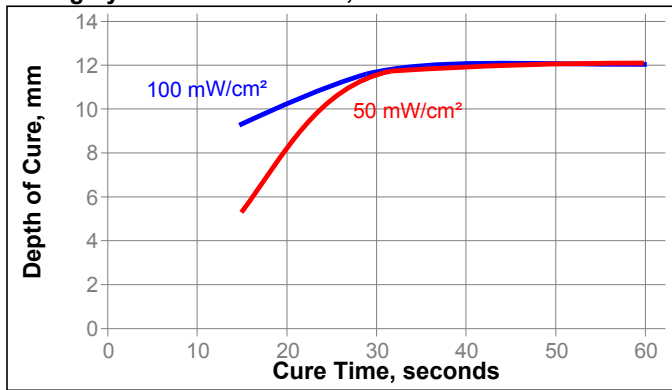
### Curing System: Medium Pressure Mercury Arc



**Curing System: Electrodeless, D bulb**



**Curing System: Electrodeless, V bulb**



**TYPICAL PROPERTIES OF CURED MATERIAL**

Cured @ 100 mW/cm<sup>2</sup>, measured @ 365 nm, for 30 seconds per side using an Electrodeless system, D bulb plus 24 hours @ 22 °C

**Physical Properties:**

Coefficient of Thermal Expansion, ISO 11359-2, K <sup>-1</sup> :	
Pre Tg	87×10 <sup>-6</sup>
Post Tg	250×10 <sup>-6</sup>
Glass Transition Temperature, ISO 11357-2, °C	31
Shore Hardness, ISO 868, Durometer D	65
Refractive Index	1.5
Water Absorption, ISO 62, %:	
2 hours in boiling water	4.08
Elongation, at break, ISO 527-3, %	190
Tensile Strength, at break, ISO 527-3	N/mm <sup>2</sup> 22.5 (psi) (3,270)
Tensile Modulus, ISO 527-3	N/mm <sup>2</sup> 520 (psi) (75,400)

**Electrical Properties:**

Dielectric Constant / Dissipation Factor, IEC 60250:	
1 kHz	3.99 / 0.02
10 kHz	3.88 / 0.02
100 kHz	3.76 / 0.02
Volume Resistivity, IEC 60093, Ω·cm	3.3×10 <sup>15</sup>
Surface Resistivity, IEC 60093, Ω	3.0×10 <sup>15</sup>
Dielectric Breakdown Strength, , kV/mm	32.3

**TYPICAL PERFORMANCE OF CURED MATERIAL**

**Adhesive Properties**

Cured @ 100 mW/cm<sup>2</sup>, measured @ 365 nm, for 30 seconds per side using an Electrodeless system, D bulb plus 24 hours @ 22 °C

Block Shear Strength, ISO 13445:

Steel to Glass	N/mm <sup>2</sup> 16.8 (psi) (2,440)
Aluminum to Glass	N/mm <sup>2</sup> 13.8 (psi) (2,000)
G-10 Epoxyglass to Glass	N/mm <sup>2</sup> 7.4 (psi) (1,080)
Polycarbonate to Glass	N/mm <sup>2</sup> 4.7 (psi) (680)
PVC to Glass	N/mm <sup>2</sup> 6.5 (psi) (940)
ABS to Glass	N/mm <sup>2</sup> 5.3 (psi) (770)

Cured @ 50 mW/cm<sup>2</sup>, measured @ 365 nm, for 30 seconds using an Electrodeless system, D bulb

Torsional Shear Strength, ASTM D 3658:

Aluminum hex button to Glass	N·m ≥67.8 <sup>LMS</sup> (lb·ft) (≥50)
------------------------------	--

**TYPICAL ENVIRONMENTAL RESISTANCE**

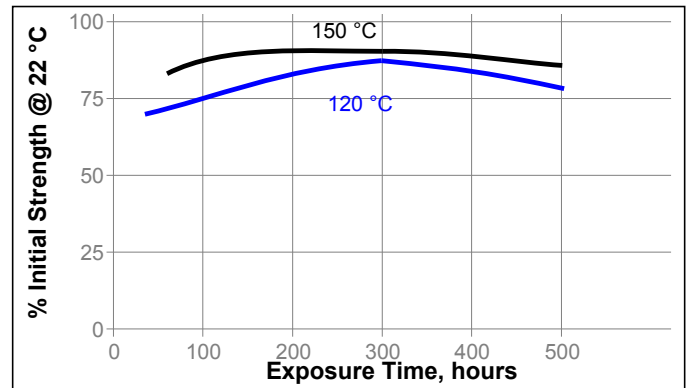
Cured @ 100 mW/cm<sup>2</sup>, measured @ 365 nm, for 30 seconds per side using an Electrodeless system, D bulb plus 24 hours @ 22 °C

Block Shear Strength, ISO 13445:

Steel to Glass

**Heat Aging**

Aged at temperature indicated and tested @ 22 °C



**Chemical/Solvent Resistance**

Aged under conditions indicated and tested @ 22 °C.

Environment	°C	% of initial strength		
		300 h	500 h	1000 h
Condensing Humidity	49	75	75	60
Motor oil (10W30)	22	75	60	90
Unleaded gasoline	22	70	65	55
Salt fog	22	90	80	75

Environment	°C	% of initial strength		
		2 h	24 h	170 h
Boiling water	100	85	-----	-----
Water immersion	49	-----	-----	70
Isopropanol immersion	25	-----	85	-----

**GENERAL INFORMATION**

**This product is not recommended for use in pure oxygen and/or oxygen rich systems and should not be selected as a sealant for chlorine or other strong oxidizing materials.**

**For safe handling information on this product, consult the Safety Data Sheet (SDS).**

**Directions for use:**

1. This product is light sensitive; exposure to daylight, UV light and artificial lighting should be kept to a minimum during storage and handling.
2. The product should be dispensed from applicators with black feedlines.
3. For best performance bond surfaces should be clean and free from grease.
4. Cure rate is dependent on lamp intensity, distance from light source, depth of cure needed or bondline gap and light transmittance of the substrate through which the radiation must pass.
5. Recommended intensity for cure in an adhesive application (between substrates) is 40mW/cm<sup>2</sup> minimum (measured at the bondline) with an exposure time of 5-6 times the fixture time at this same intensity.
6. For dry curing of exposed surfaces, higher intensity UV is required (100 mW/cm<sup>2</sup>).
7. Cooling should be provided for temperature sensitive substrates such as thermoplastics.
8. Plastic grades should be checked for risk of stress cracking when exposed to liquid adhesive.
9. Excess uncured adhesive can be wiped away with organic solvent (e.g. Acetone).
10. Bonds should be allowed to cool before subjecting to any service loads.

**Loctite Material Specification<sup>LMS</sup>**

LMS dated March 4, 1998. Test reports for each batch are available for the indicated properties. LMS test reports include selected QC test parameters considered appropriate to specifications for customer use. Additionally, comprehensive controls are in place to assure product quality and consistency. Special customer specification requirements may be coordinated through Henkel Quality.

**Storage**

Store product in the unopened container in a dry location. Storage information may be indicated on the product container labeling.

**Optimal Storage: 8 °C to 21 °C. Storage below 8 °C or greater than 28 °C can adversely affect product properties.**

Material removed from containers may be contaminated during use. Do not return product to the original container. Henkel Corporation cannot assume responsibility for product which has been contaminated or stored under conditions other than those previously indicated. If additional information is required, please contact your local Technical Service Center or Customer Service Representative.

**Conversions**

(°C x 1.8) + 32 = °F  
 kV/mm x 25.4 = V/mil  
 mm / 25.4 = inches  
 µm / 25.4 = mil  
 N x 0.225 = lb  
 N/mm x 5.71 = lb/in  
 N/mm<sup>2</sup> x 145 = psi  
 MPa x 145 = psi  
 N·m x 8.851 = lb·in  
 N·m x 0.738 = lb·ft  
 N·mm x 0.142 = oz·in  
 mPa·s = cP

**Note:**

The information provided in this Technical Data Sheet (TDS) including the recommendations for use and application of the product are based on our knowledge and experience of the product as at the date of this TDS. The product can have a variety of different applications as well as differing application and working conditions in your environment that are beyond our control. Henkel is, therefore, not liable for the suitability of our product for the production processes and conditions in respect of which you use them, as well as the intended applications and results. We strongly recommend that you carry out your own prior trials to confirm such suitability of our product.

Any liability in respect of the information in the Technical Data Sheet or any other written or oral recommendation(s) regarding the concerned product is excluded, except if otherwise explicitly agreed and except in relation to death or personal injury caused by our negligence and any liability under any applicable mandatory product liability law.

**In case products are delivered by Henkel Belgium NV, Henkel Electronic Materials NV, Henkel Nederland BV, Henkel Technologies France SAS and Henkel France SA please additionally note the following:**

In case Henkel would be nevertheless held liable, on whatever legal ground, Henkel's liability will in no event exceed the amount of the concerned delivery.

**In case products are delivered by Henkel Colombiana, S.A.S. the following disclaimer is applicable:**

The information provided in this Technical Data Sheet (TDS) including the recommendations for use and application of the product are based on our knowledge and experience of the product as at the date of this TDS. Henkel is, therefore, not liable for the suitability of our product for the production processes and conditions in respect of which you use them, as well as the intended applications and results. We strongly recommend that you carry out your own prior trials to confirm such suitability of our product.

Any liability in respect of the information in the Technical Data Sheet or any other written or oral recommendation(s) regarding the concerned product is excluded, except if otherwise explicitly agreed and except in relation to death or personal injury caused by our negligence and any liability under any applicable mandatory product liability law.

**In case products are delivered by Henkel Corporation, Resin Technology Group, Inc., or Henkel Canada Corporation, the following disclaimer is applicable:**

The data contained herein are furnished for information only and are believed to be reliable. We cannot assume responsibility for the results obtained by others over whose methods we have no control. It is the user's responsibility to determine suitability for the user's purpose of any production methods mentioned herein and to adopt such precautions as may be advisable for the protection of property and of persons against any hazards that may be involved in the handling and use thereof. In light of the foregoing, **Henkel Corporation specifically disclaims all warranties expressed or implied, including warranties of merchantability or fitness for a particular purpose, arising from sale or use of Henkel Corporation's products. Henkel Corporation specifically disclaims any liability for consequential or incidental damages of any kind, including lost profits.** The discussion herein of various processes or compositions is not to be interpreted as representation that they are free from domination of patents owned by others or as a license under any Henkel Corporation patents that may cover such processes or compositions. We recommend that each prospective user test his proposed application before repetitive use, using this data as a guide. This product may be covered by one or more United States or foreign patents or patent applications.

**Trademark usage**

Except as otherwise noted, all trademarks in this document are trademarks of Henkel Corporation in the U.S. and elsewhere. ® denotes a trademark registered in the U.S. Patent and Trademark Office.

## Reference 2.1